

## VTC-Series

<b>Max. Vacuum level</b>	: - 93 kPa
<b>Max. Flow rate</b>	: 1,364 NI/min
<b>Supply air pressure</b>	: 3~6bar , max 7bar
<b>Air consumption</b>	: 97~608 NI/min
<b>Supply air type</b>	: Dry compressed air
<b>Working Temp.</b>	: - 20°C ~ 80°C
<b>Noise level</b>	: 60 ~ 65dBA



## Advantages

- Patented design.
- High vacuum flow and vacuum level.
- High operational reliability despite fluctuating or low compressed-air pressure.
- Integrated high dirt holding capacity pleated filter.
- Automatic vacuum filter cleaning system.
- Compact size and light weigh.
- Minimize energy consumption with AS-KIT (Air-saving kit)
- Air control / Vacuum release valves and Vacuum switch available.
- Easily mountable and interchangeable vacuum cartridge.
- Long life time.

Order No. **VTC 3134 - 2 - AS - A3 R3 - S2 - N V**



### ① Series

- VTC3122(P) -2 stage nozzle x 2 ea
- VTC3123(P) -2 stage nozzle x 3 ea
- VTC3124(P) -2 stage nozzle x 4 ea
- VTC3132(P) -3 stage nozzle x 2 ea
- VTC3133(P) -3 stage nozzle x 3 ea
- VTC3134(P) -3 stage nozzle x 4 ea

※Remark : ..(P)

↳ G 1" Exhaust port

### ② Filter Element

- 2 - Polyester (PE)

### ③ Air saving kit (AS-KIT)

- No mark - Not attached
- AS - Attached

### ④ Voltage of Air supply Control Valve

- A1 - AC110V
- A2 - AC220V
- A3 - DC24V
- D1\* - AC110V
- D2\* - AC220V
- D3\* - DC24V

\* D.. : Double solenoid valve

### ⑤ Voltage of Vacuum Release Control Valve

- R1 - AC110V
- R2 - AC220V
- R3 - DC24V

### ⑥ Vacuum Switch

No mark - Dial guage attached

- S2(P) - Digital output 2 points, No analog supply  
M8-4Pin male connector. (0.3m lead wire)
- SG2(P) - Digital output 2 points, No analog supply  
Grommet type 4-core 2m lead wire
- SG3(P) - Digital output 2 points, Analog supply  
Grommet type 5-core 2m lead wire

※Remark : ① S..(P)

↳ Output type : PNP open collector.

② VCM8 42 : M8-4Pin female connector.

Option for type S2 or S2(P)

### ⑦ Non-Return Valve

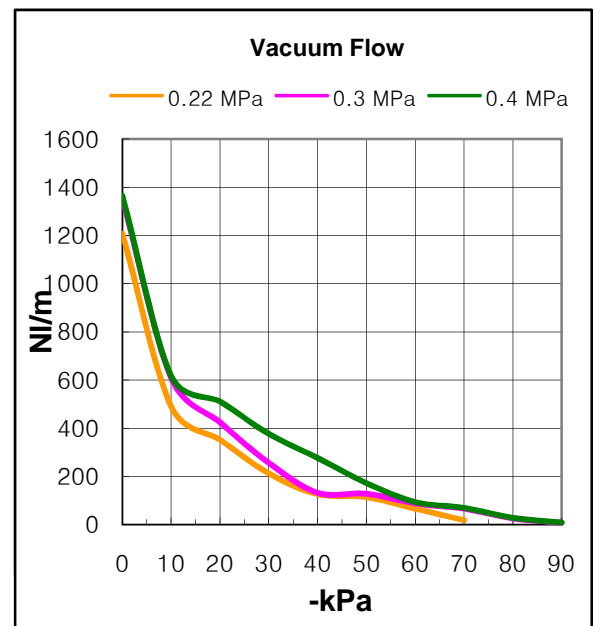
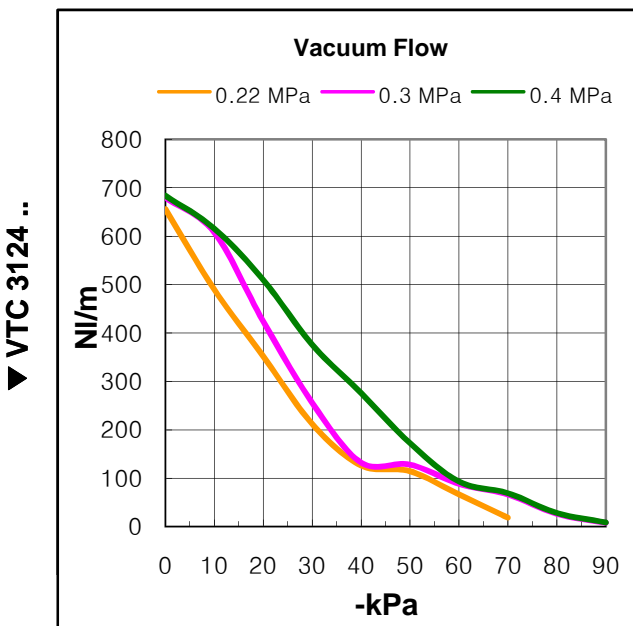
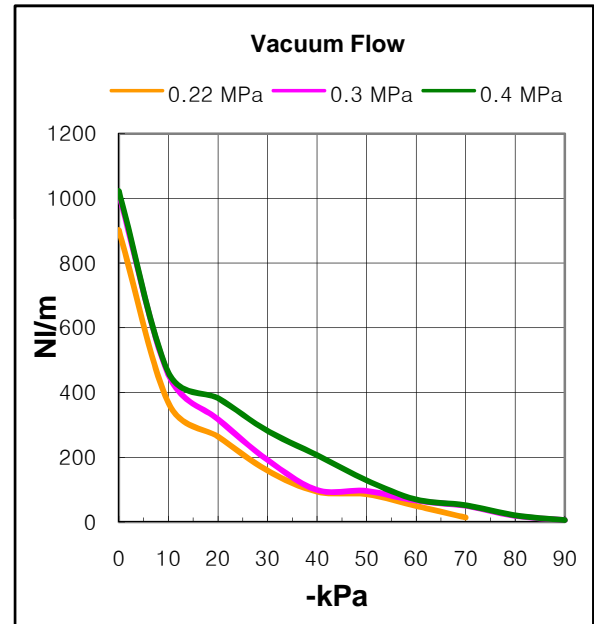
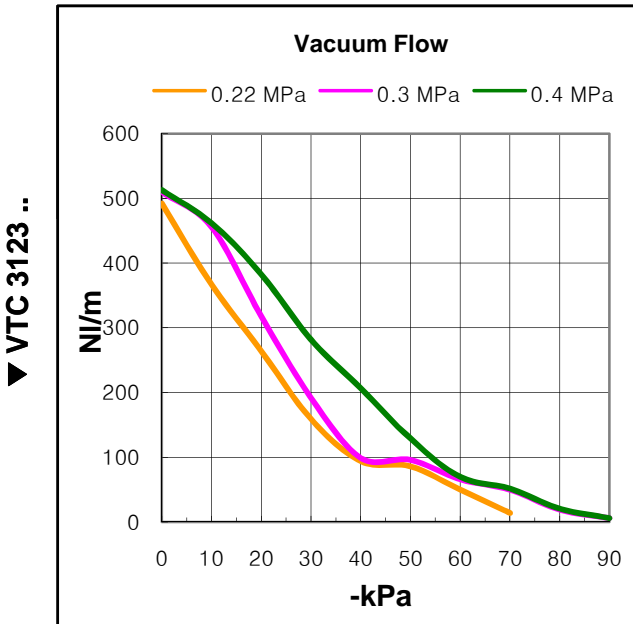
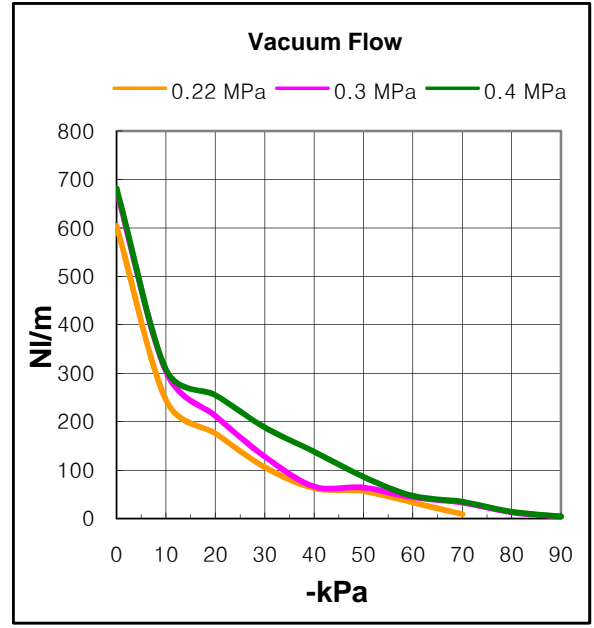
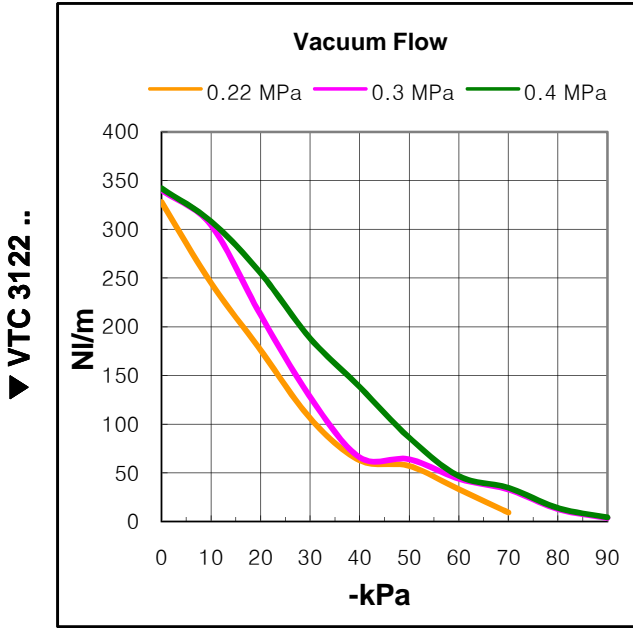
- No mark - Standard
- N - Non-Return Valve

### ⑧ Sealing

- No mark - NBR
- V - Viton®
- E - EPDM

## Performance Data

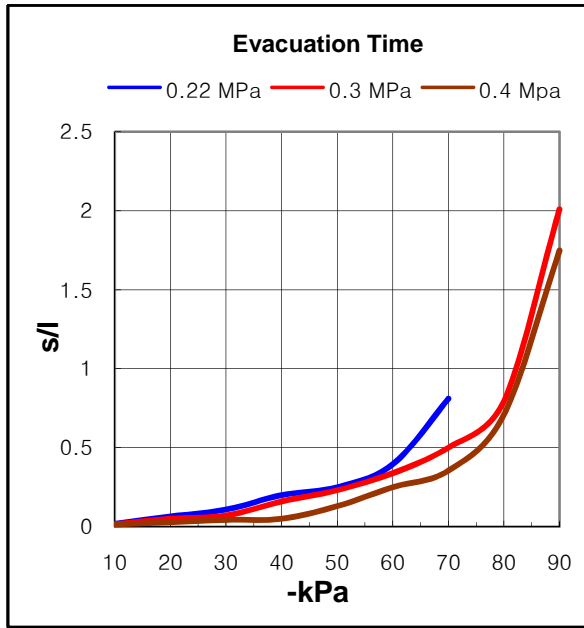
Model	Max. Vacuum (-kPa)	Feed pressure (MPa)	Vacuum flow, NI/min, at different vacuum level -kPa (-mmHg)									
			0 (0)	10 (75)	20 (150)	30 (225)	40 (300)	50 (375)	60 (450)	70 (525)	80 (600)	90 (675)
VTC 3122	75	0.22	328	245	176	106	62.8	57	33	9.2	–	–
	93	0.3	340	304	212	128	66	64	44	33	12.8	3.8
	93	0.4	342	308	255	188	138	86	46.6	34.6	13.8	4.2
VTC 3123	75	0.22	492	367	264	159	94	86	50	14	–	–
	93	0.3	510	456	318	192	99	96	66	50	19	6
	93	0.4	513	462	383	282	207	129	70	52	21	6.3
VTC 3124	75	0.22	656	490	352	212	126	114	66	18	–	–
	93	0.3	680	608	424	256	132	128	88	66	26	7.6
	93	0.4	684	616	510	376	276	172	93	69	28	8.4
VTC 3132	75	0.22	604	245	176	106	62.8	57	33	9.2	–	–
	93	0.3	676	304	212	128	66	64	44	33	12.8	3.8
	93	0.4	682	308	255	188	138	86	46.6	34.6	13.8	4.2
VTC 3133	75	0.22	902	368	264	159	94	86	50	14	–	–
	93	0.3	1014	456	318	192	99	96	66	50	19	6
	93	0.4	1023	462	383	282	207	129	70	52	21	6.3
VTC 3134	75	0.22	1208	490	352	212	126	114	66	18	–	–
	93	0.3	1352	608	424	256	132	128	88	66	26	7.6
	93	0.4	1364	616	510	376	276	172	93	69	28	8.4



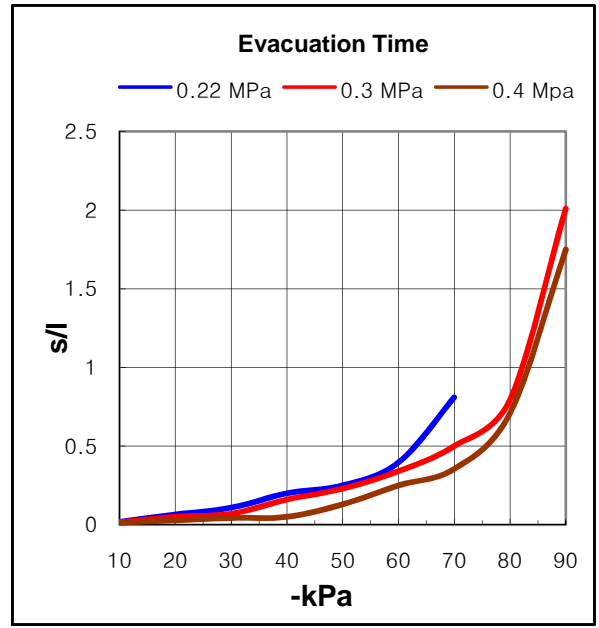
Performance Data

Model	Feed pressure (MPa)	Air consumption (NI/min)	Time, s/l, to evacuate a volume to different vacuum level -kPa (-mmHg)								
			10 (75)	20 (150)	30 (225)	40 (300)	50 (375)	60 (450)	70 (525)	80 (600)	90 (675)
VTC 3122	0.22	194	0.018	0.065	0.108	0.2	0.25	0.395	0.81	-	-
	0.3	236	0.016	0.05	0.07	0.16	0.23	0.34	0.5	0.795	2.01
	0.4	304	0.014	0.029	0.043	0.05	0.13	0.25	0.355	0.71	1.75
VTC 3123	0.22	291	0.01	0.04	0.07	0.13	0.16	0.24	0.54	-	-
	0.3	354	0.009	0.03	0.06	0.1	0.13	0.21	0.26	0.4	1.27
	0.4	456	0.008	0.019	0.03	0.033	0.08	0.16	0.23	0.35	1.17
VTC 3124	0.22	388	0.008	0.03	0.05	0.095	0.12	0.18	0.4	-	-
	0.3	472	0.007	0.025	0.048	0.08	0.1	0.16	0.2	0.3	0.95
	0.4	608	0.006	0.015	0.023	0.025	0.06	0.12	0.17	0.26	0.87
VTC 3132	0.22	194	0.011	0.043	0.05	0.17	0.23	0.38	0.81	-	-
	0.3	236	0.01	0.032	0.045	0.15	0.22	0.33	0.48	0.78	1.98
	0.4	304	0.01	0.026	0.037	0.047	0.12	0.23	0.35	0.7	1.72
VTC 3133	0.22	291	0.006	0.03	0.038	0.1	0.14	0.24	0.54	-	-
	0.3	354	0.005	0.02	0.03	0.09	0.12	0.21	0.24	0.4	1.27
	0.4	456	0.004	0.01	0.02	0.03	0.06	0.14	0.2	0.33	1.13
VTC 3134	0.22	388	0.005	0.02	0.027	0.08	0.1	0.18	0.4	-	-
	0.3	472	0.004	0.018	0.02	0.07	0.09	0.16	0.2	0.3	0.95
	0.4	608	0.003	0.01	0.01	0.02	0.05	0.1	0.15	0.25	0.85

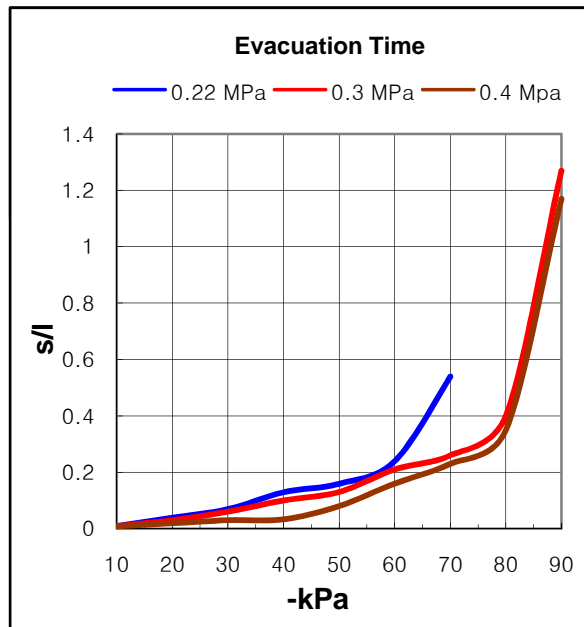
▼ VTC 3123 ..



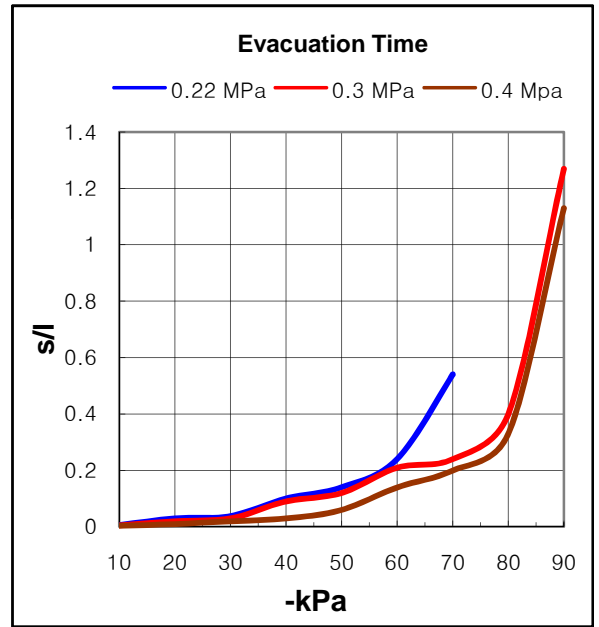
▼ VTC 3132 ..



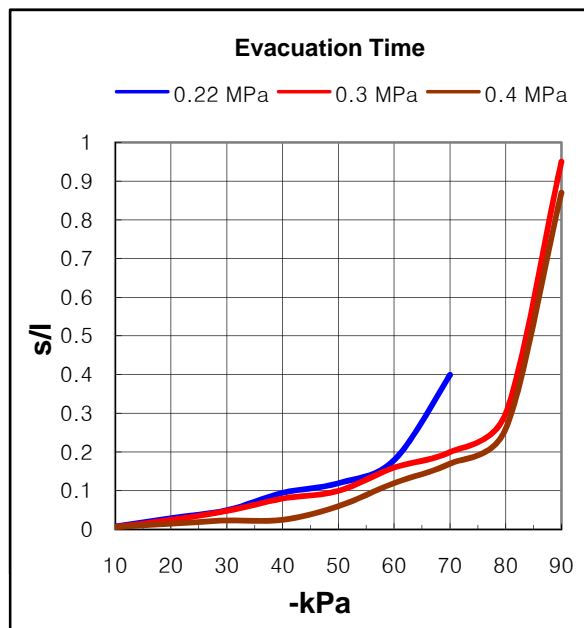
▼ VTC 3123 ..



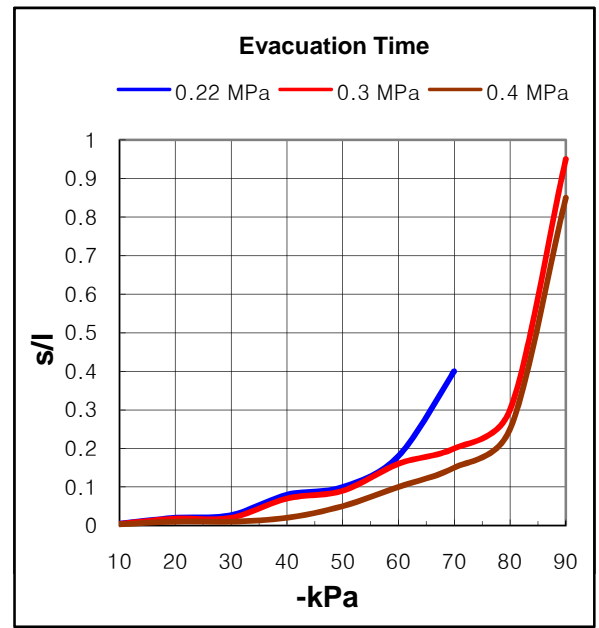
▼ VTC 3133 ..



▼ VTC 3124 ..



▼ VTC 3134 ..



## VTCL-Series

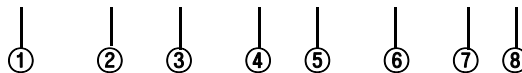
<b>Max. Vacuum level</b>	: - 75 kPa
<b>Max. Flow rate</b>	: 1,448 NI/min
<b>Supply air pressure</b>	: 4~6bar , max 7bar
<b>Air consumption</b>	: 70~416 NI/min
<b>Supply air type</b>	: Dry compressed air
<b>Working Temp.</b>	: - 20°C ~ 80°C
<b>Noise level</b>	: 60 ~ 65dBA



## Advantages

- Patented design.
- High vacuum flow and vacuum level.
- High operational reliability despite fluctuating or low compressed-air pressure.
- Integrated high dirt holding capacity pleated filter.
- Automatic vacuum filter cleaning system.
- Compact size and light weigh.
- Minimize energy consumption with AS-KIT (Air-saving kit)
- Air control / Vacuum release valves and Vacuum switch available.
- Easily mountable and interchangeable vacuum cartridge.
- Long life time.

Order No. **VTCL 3134 - 2 - AS - A3 R3 - S2 - N V**



### ① Series

- VTCL 3122(P) -2 stage nozzle x 2 ea
- VTCL 3123(P) -2 stage nozzle x 3 ea
- VTCL 3124(P) -2 stage nozzle x 4 ea
- VTCL 3132(P) -3 stage nozzle x 2 ea
- VTCL 3133(P) -3 stage nozzle x 3 ea
- VTCL 3134(P) -3 stage nozzle x 4 ea

※Remark : ..(P)

↳ G 1" Exhaust port

### ② Filter Element

- **2** - Polyester (PE)

### ③ Air saving kit (AS-Kit)

- No mark - Not attached
- **AS** - Attached

### ④ Voltage of Air supply Control Valve

- A1 - AC110V
- A2 - AC220V
- **A3** - DC24V
- D1\* - AC110V
- D2\* - AC220V
- D3\* - DC24V

\* D.. : Double solenoid valve

### ⑤ Voltage of Vacuum Release Control Valve

- R1 - AC110V
- R2 - AC220V
- **R3** - DC24V

### ⑥ Vacuum Switch

No mark - Dial guage attached

- **S2(P)** - Digital output 2 points, No analog supply  
M8-4Pin male connector. (0.3m lead wire)
- SG2(P)** - Digital output 2 points, No analog supply  
Grommet type 4-core 2m lead wire
- SG3(P)** - Digital output 2 points, Analog supply  
Grommet type 5-core 2m lead wire

※Remark : ① S..(P)

↳ Output type : PNP open collector.

② VCM8 42 : M8-4Pin female connector.

Option for type S2 or S2(P)

### ⑦ Non-Return Valve

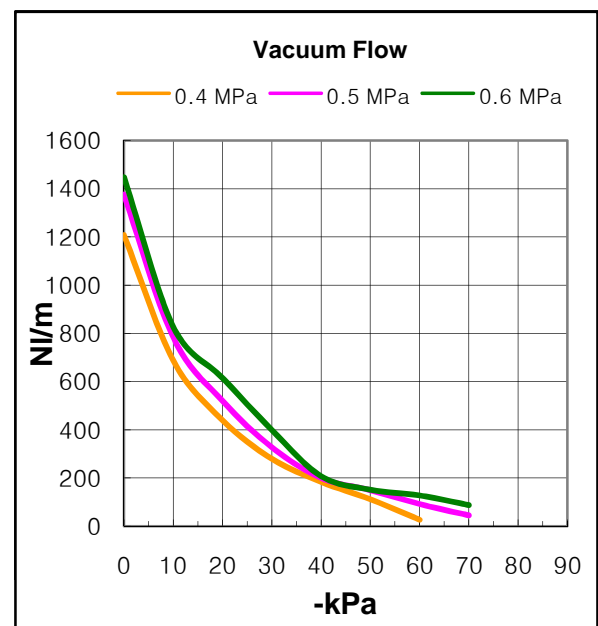
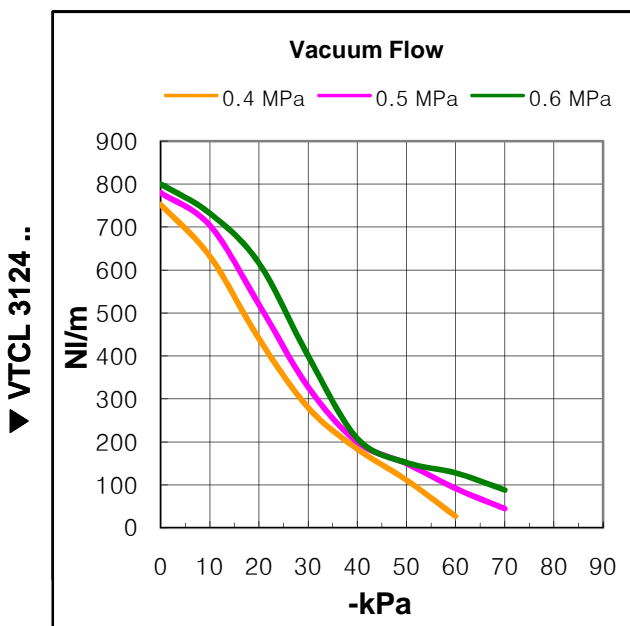
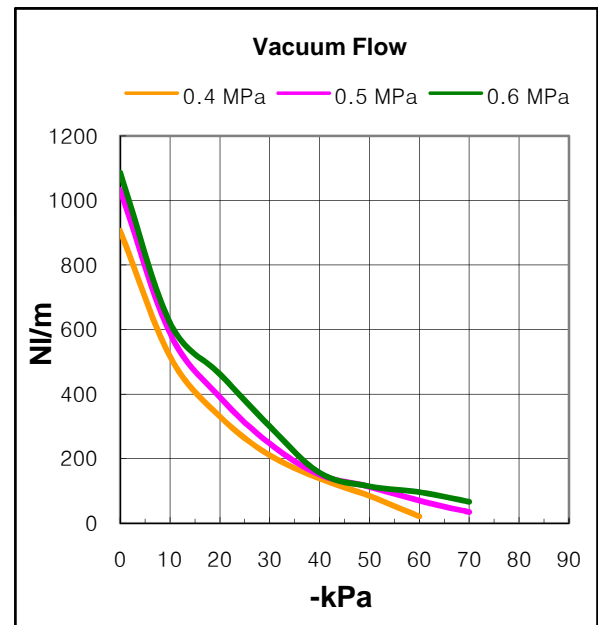
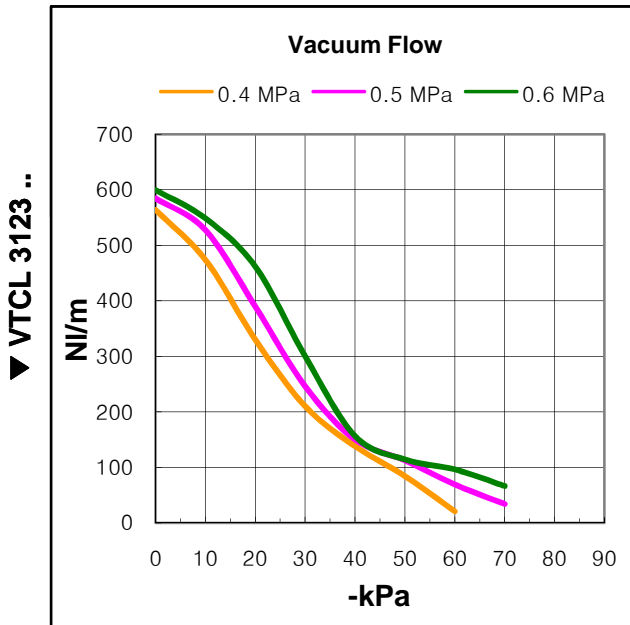
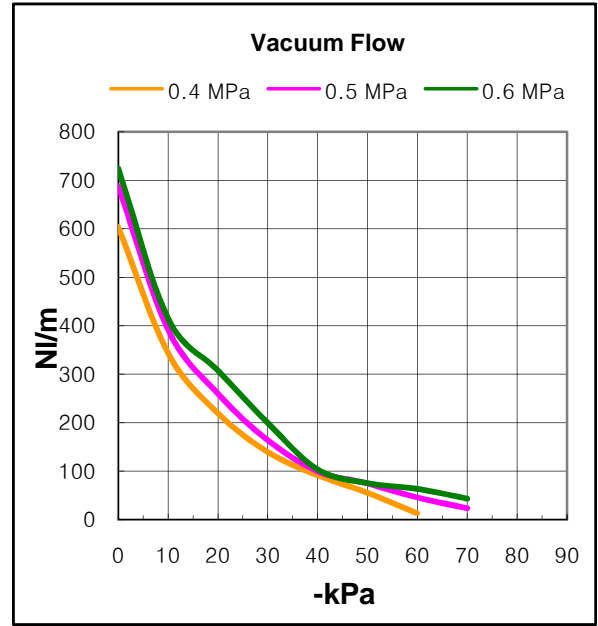
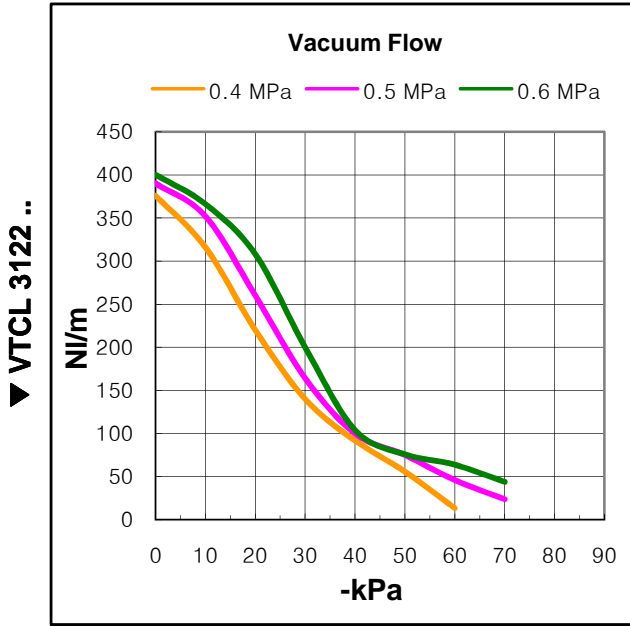
- No mark - Standard
- **N** - Non-Return Valve

### ⑧ Sealing

- No mark - NBR
- **V** - Viton®
- E** - EPDM

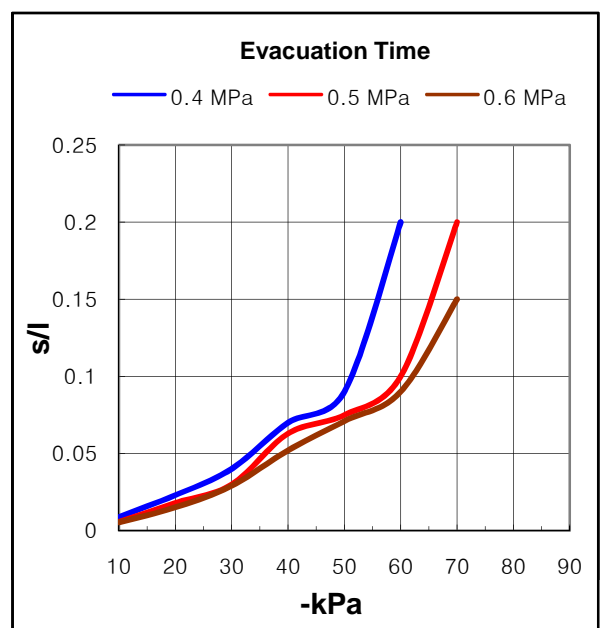
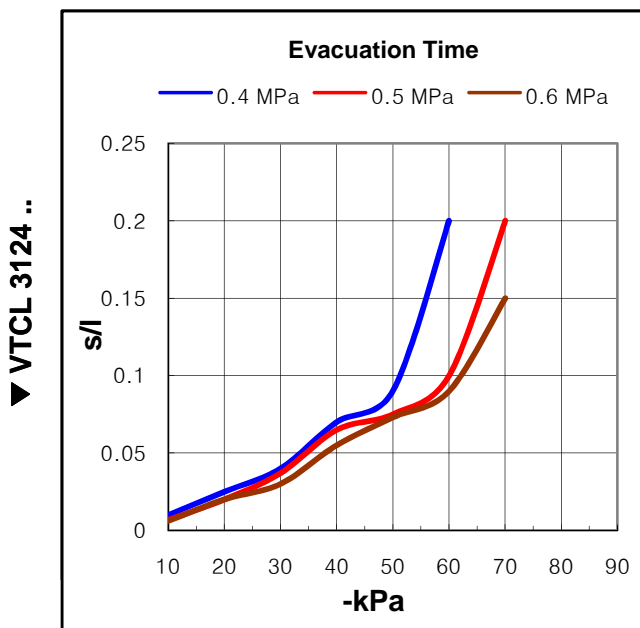
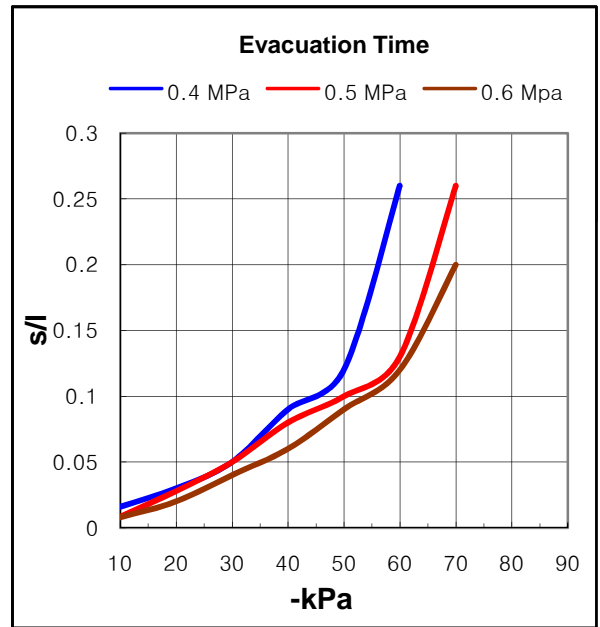
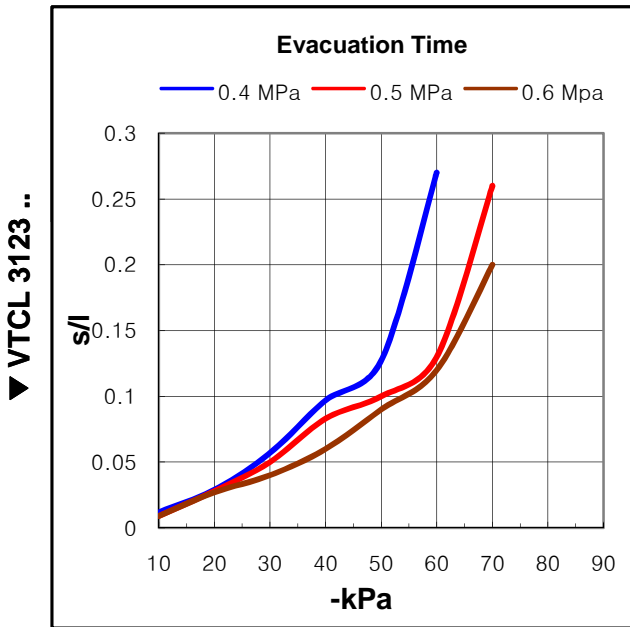
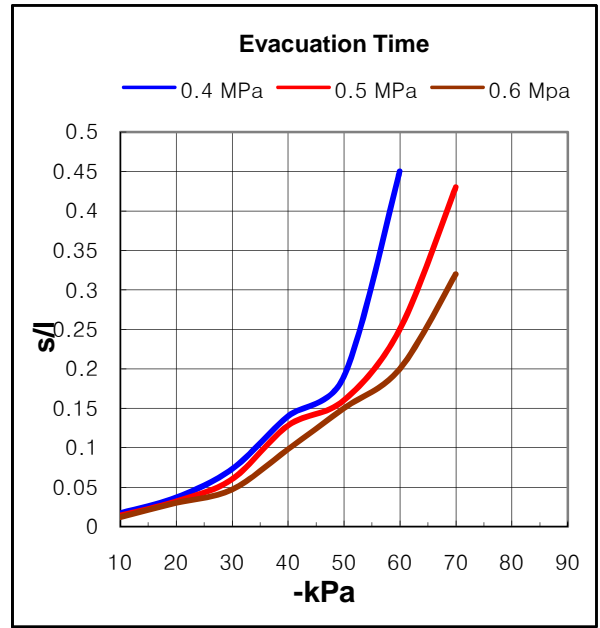
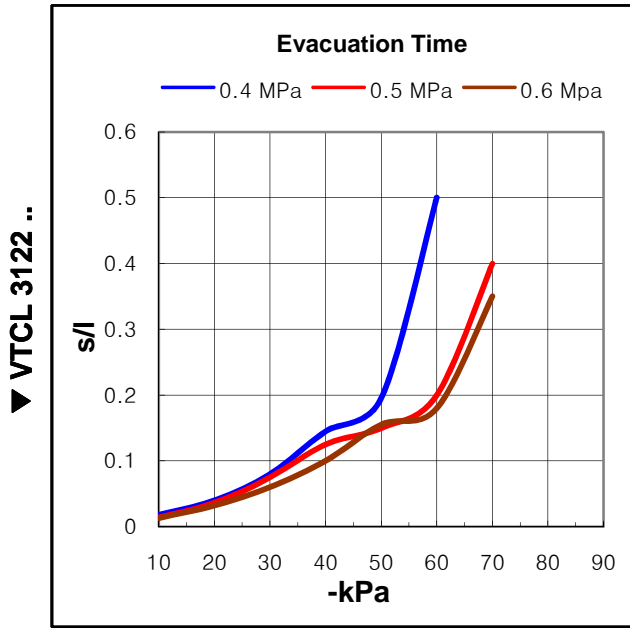
Performance Data

Model	Max. Vacuum (-kPa)	Feed pressure (MPa)	Vacuum flow, NI/min, at different vacuum level -kPa (-mmHg)									
			0 (0)	10 (75)	20 (150)	30 (225)	40 (300)	50 (375)	60 (450)	70 (525)	80 (600)	90 (675)
VTCL 3122	60	0.4	376	316	220	140	92	56	13.6	–	–	–
	70	0.5	390	352	260	164	100	75	46	23.8	–	–
	75	0.6	400	366	308	200	104	76	64	44	–	–
VTCL 3123	60	0.4	564	474	330	210	138	84	20.4	–	–	–
	70	0.5	585	528	390	246	150	112.5	69	33.9	–	–
	75	0.6	600	549	462	300	156	114	96	66	–	–
VTCL 3124	60	0.4	752	632	440	280	184	112	27.2	–	–	–
	70	0.5	780	704	520	328	200	150	92	45.2	–	–
	75	0.6	800	732	616	400	208	152	128	88	–	–
VTCL 3132	60	0.4	604	344	220	140	92	56	13.6	–	–	–
	70	0.5	688	392	260	164	100	75	46	23.8	–	–
	75	0.6	724	415	308	200	104	76	64	44	–	–
VTCL 3133	60	0.4	906	516	330	210	138	84	20.4	–	–	–
	70	0.5	1032	588	390	246	150	112.5	69	34	–	–
	75	0.6	1086	621	462	300	156	114	96	66	–	–
VTCL 3134	60	0.4	1208	688	440	280	184	112	27	–	–	–
	70	0.5	1376	784	520	328	200	150	92	45	–	–
	75	0.6	1448	828	616	400	208	152	128	88	–	–



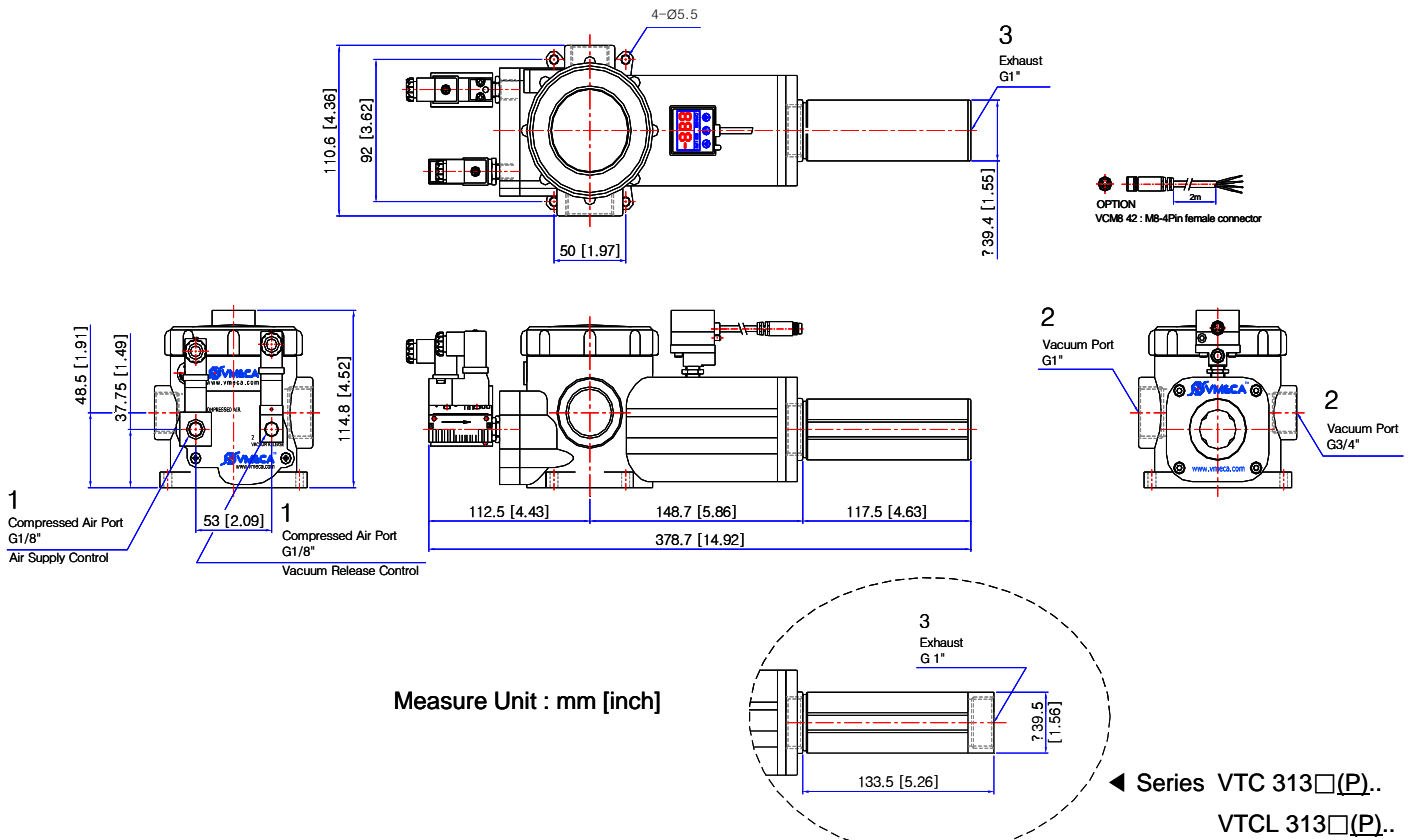
Performance Data

Model	Feed pressure (MPa)	Air consumption (NI/min)	Time, s/l, to evacuate a volume to different vacuum level -kPa (-mmHg)								
			10 (75)	20 (150)	30 (225)	40 (300)	50 (375)	60 (450)	70 (525)	80 (600)	90 (675)
VTCL 3122	0.4	140	0.018	0.04	0.08	0.145	0.195	0.5	–	–	–
	0.5	170	0.014	0.036	0.075	0.125	0.15	0.2	0.4	–	–
	0.6	208	0.013	0.032	0.06	0.1	0.155	0.18	0.35	–	–
VTCL 3123	0.4	210	0.012	0.029	0.057	0.097	0.127	0.27	–	–	–
	0.5	255	0.009	0.028	0.05	0.083	0.1	0.13	0.26	–	–
	0.6	312	0.009	0.027	0.04	0.06	0.09	0.12	0.2	–	–
VTCL 3124	0.4	280	0.01	0.025	0.04	0.07	0.09	0.2	–	–	–
	0.5	340	0.0067	0.02	0.037	0.065	0.075	0.1	0.2	–	–
	0.6	416	0.006	0.02	0.03	0.055	0.073	0.09	0.15	–	–
VTCL 3132	0.4	140	0.017	0.037	0.073	0.14	0.19	0.45	–	–	–
	0.5	170	0.014	0.032	0.06	0.128	0.16	0.25	0.43	–	–
	0.6	208	0.012	0.03	0.047	0.098	0.15	0.2	0.32	–	–
VTCL 3133	0.4	210	0.016	0.03	0.05	0.09	0.12	0.26	–	–	–
	0.5	255	0.0085	0.028	0.05	0.08	0.1	0.13	0.26	–	–
	0.6	312	0.0079	0.02	0.04	0.06	0.09	0.12	0.2	–	–
VTCL 3134	0.4	280	0.0089	0.023	0.04	0.07	0.09	0.2	–	–	–
	0.5	340	0.0057	0.018	0.03	0.063	0.075	0.1	0.2	–	–
	0.6	416	0.0053	0.015	0.029	0.052	0.071	0.09	0.15	–	–

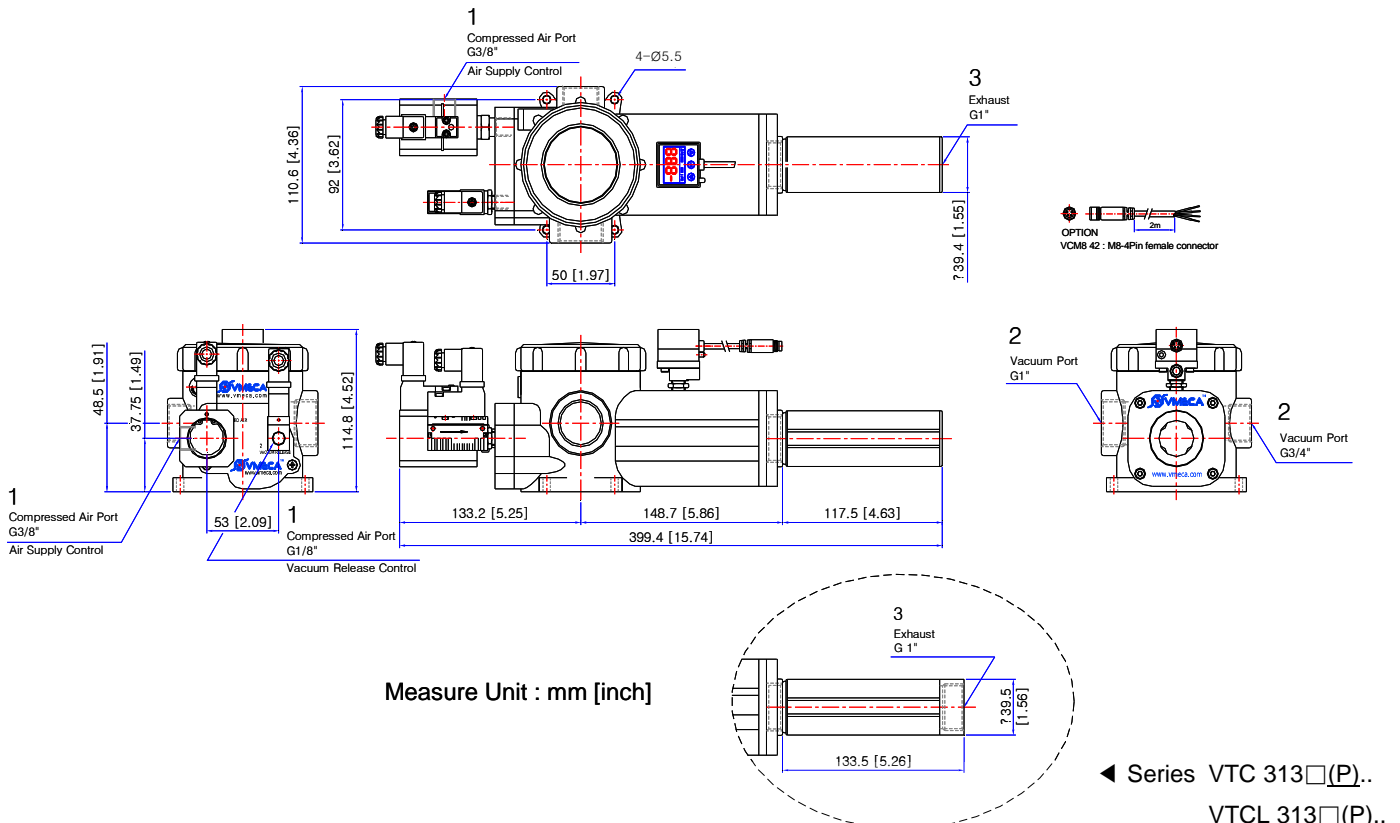


## Dimension data

With Air Control valve, Vacuum Release Control valve and Digital Vacuum Switch  
 ▼ Series VTC 3132.. / 3133.. , VTCL 3132.. / 3133.. / 3134..



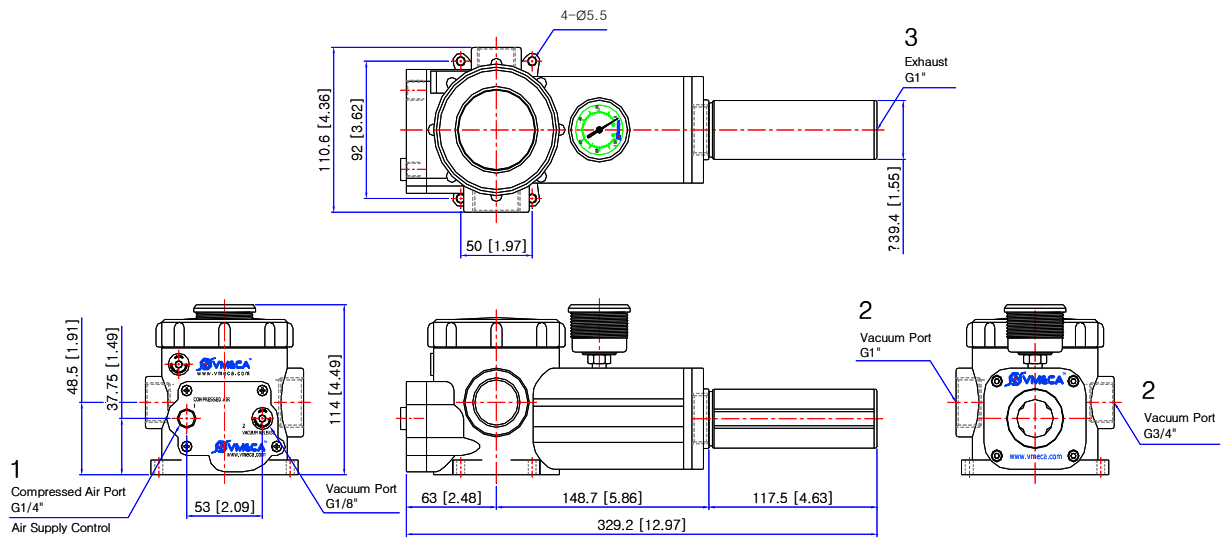
With Air Control valve, Vacuum Release Control valve and Digital Vacuum Switch  
 ▼ Series VTC 3134..



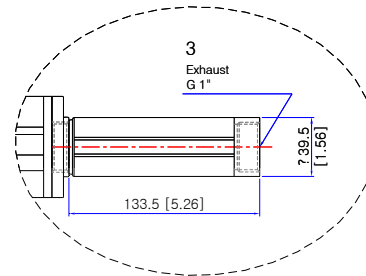
## Dimension data

Standard

▼ Series VTC 313.. / VTCL 313..



Measure Unit : mm [inch]

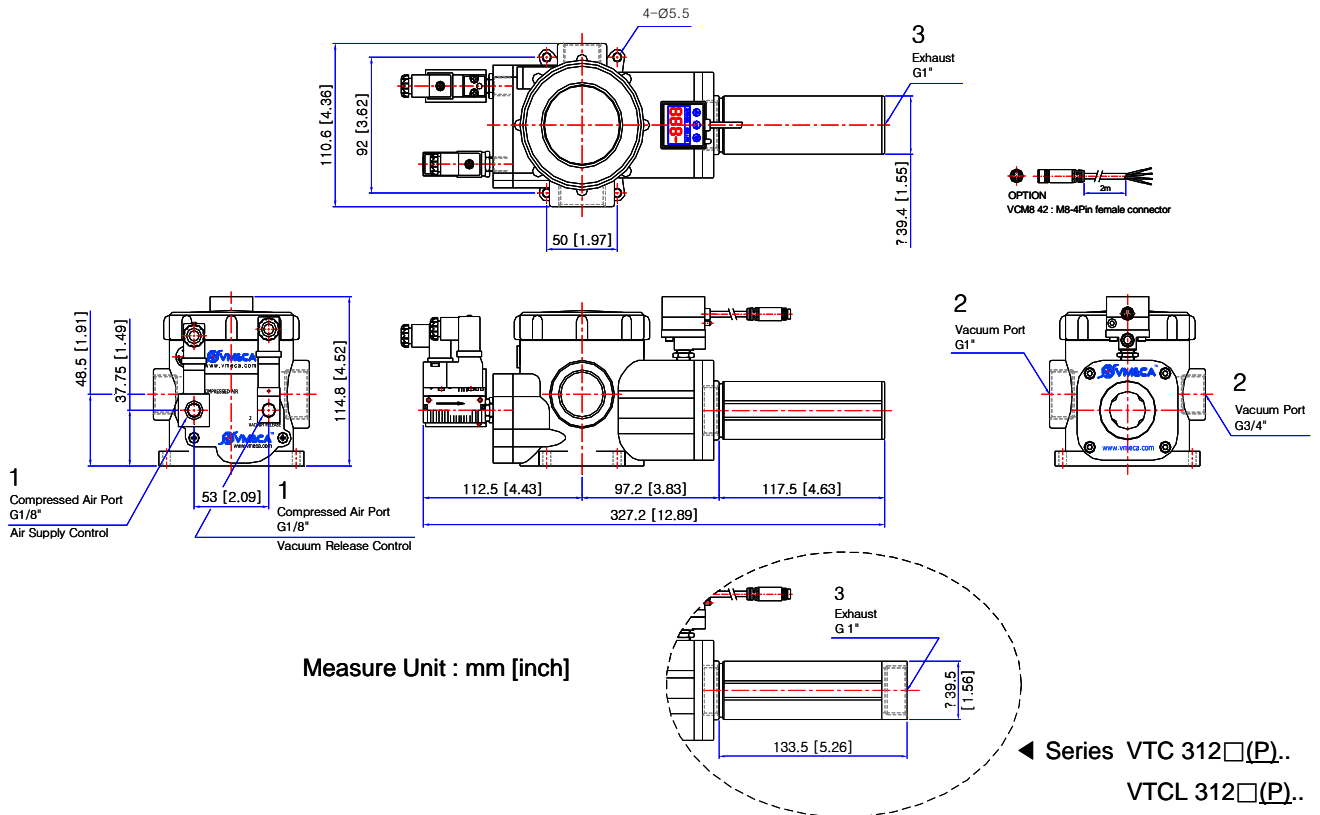


◀ Series VTC 313□(P)..  
VTCL 313□(P)..

## Dimension data

With Air Control valve, Vacuum Release Control valve and Digital Vacuum Switch

▼ Series VTC 3122.. / 3123.. , VTCL 3122.. / 3123..



Standard

▼ Series VTC 312.. / VTCL 312..

